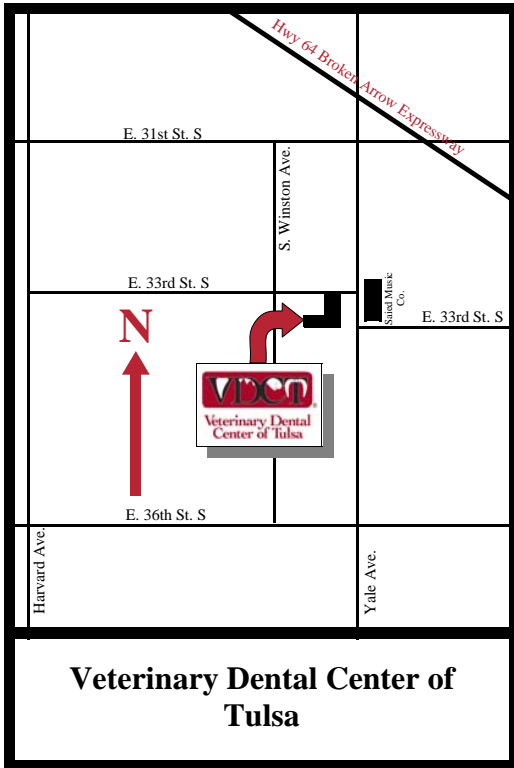


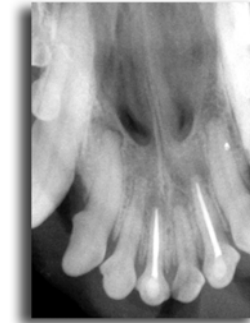


We are happy to answer any of your dental related questions about your cases by phone or email. Please attach digital photographs, including a photograph of x-rays, to the email if possible.



4820 East 33rd Street
Tulsa, Oklahoma 74135-2038
Phone: (918) 749-8387
Fax: (918) 742-5119
Email: mail@vetdentalcenter.com
Website: www.vetdentalcenter.com


4820 East 33rd Street
Tulsa, Oklahoma 74135-2038



Root Canal Therapy

David S. Russell, DVM

4820 East 33rd Street
Tulsa, Oklahoma 74135
(918) 749-8387



Root Canal Therapy

Root canal therapy (RCT) is an advanced dental procedure that is underutilized in veterinary medicine. The most common and obvious indication for RCT is an exposed pulp chamber. This may occur from trauma or a carious or iatrogenic lesion. However, the pulp does not necessarily have to be exposed for RCT to be needed. Discolored teeth are a common finding in pets. The majority of discolored teeth are dead or dying and require RCT or extraction. Any signs of external trauma to a tooth like chip fractures, worn teeth, avulsions and luxations can devitalize a tooth, but the diagnosis cannot be made without dental radiographs. **Radiographs are absolutely essential for veterinary dentistry.** A large percentage of teeth requiring root canal therapy would be missed without taking proper dental radiographs.

The goal of root canal therapy is to remove all diseased and necrotic pulp tissue from the tooth, relieve pain, restore and maintain function of the tooth and provide a seal in the root canal to prevent reinfection. There are four steps involved in root canal therapy: preparation, sterilization, obturation, and restoration.

1. **Preparation-** This step involves accessing and shaping the canal. The diseased pulp tissue is removed and the length of the canal is determined radiographically.
2. **Sterilization-** Throughout the preparation of the root canal, sterilization is being performed. A variety of different materials can be used to clean the root canal.
3. **Obturation-** After shaping and sterilizing the canal, a material is placed into the canal to prevent reinfection and allow healing of the periapical tissues.



4. **Restoration-** The access site is restored using a composite material. A metal crown can be placed to give the tooth more strength. Military, police or other working dogs are good candidates for a metal crown.



Clients are beginning to demand the best possible care for their pets. It is very important that they are given the appropriate treatment options before extracting teeth. Never assume that the client cannot afford RCT. Many teeth that could be saved are needlessly extracted, or worse yet, ignored. Dental radiographs are mandatory to determine the appropriate treatment. Our patients cannot talk and rarely show outward signs of dental pain. Therefore, it is our responsibility to properly diagnose and treat oral disease. A common mistake that veterinary practitioners make is assuming an animal is not in pain because it is not showing any signs of dental pain. Often, the pain is not recognized until after it is treated. It is very common for clients to state that their pet is much more active and playful after appropriately treating a diseased tooth. If the client refuses root canal therapy, extraction is the only option.

Referrals

Veterinary Dental Center of Tulsa was founded to provide advanced dental care for pets. We offer a clinical referral and consultation service to veterinary colleagues requiring assistance with dental and oral surgical cases.

Dr. Russell is a 1997 graduate of Oklahoma State University College of Veterinary Medicine. He dedicates approximately 200 hours a year attending veterinary dental continuing education lectures, labs, and individual training under board-certified veterinary dental specialists.

Veterinary Dental Center of Tulsa offers a wide variety of advanced dental and oral surgical services to meet the needs of your patients.

About Us

Veterinary Dental Center of Tulsa greatly appreciates your referral business. Your referrals are very important to us. Since we are currently operating within Small Animal Clinic of Tulsa, we will not accept any of your patients as regular clients and only dental related problems will be addressed. In order to insure the best possible outcome for the pet, your clients may be advised to return for follow-up appointments or radiographs. Please complete the referral form found on our website and include a copy of any relevant lab work.

Our fees vary with each patient. An accurate estimate usually cannot be made without examining the patient. During the initial exam, we will give your client an estimate of the procedure. **We accept all major credit cards, cash and checks.**

